

Join
Imonni King for a
Virtual
HALLOWEEN Playdate (Party)!

Happy HALLOWEEN
Find A
MONSTER With Candy
Scavenger Hunt

Where: On Zoom

Time: 3 pm PST / 6 pm EST

Date : 10/31

Event will include:

- Candy Scavenger Hunt that you can do in the comforts of your home
- Costume Contest
- Fun Games

Sponsored by:

Lil World Shaker and Insurewithkathy.com





Find A
MONSTER With
Candy
Scavenger Hunt

Instructions:

Step One: Print out the Monster candy bag toppers & game cards.

Step Two: Cut out the Monsters and candy bag toppers.

Step Three: Fill Ziplock® bags with candy, then fold and attach topper & Monster.

Step Four: Hide candy bags around the house.

Step Five: Fill out the clues area on each game card.

Step Six: Turn over the game cards on the table, Pick one card and go look for it using the clues.

Happy Hunting

Have Fun

Be Safe

Sponsored by:
Lil World Shaker and Insurewithkathy.com





You can find me in the...

Find A MONSTER with Candy Scavenger Hunt

Frank E. Stein

©2020 JustinMathewCreations



You can find me next to...

Find A MONSTER with Candy Scavenger Hunt

Skel E. Ton

©2020 JustinMathewCreations



Im inside the...

Find A MONSTER with Candy Scavenger Hunt

Mum E.

©2020 JustinMathewCreations



You can find me inside...

Find A MONSTER with Candy Scavenger Hunt

Jack

©2020 JustinMathewCreations



You can find me next to...

Find A MONSTER with Candy Scavenger Hunt

Chef Sandy Which

©2020 JustinMathewCreations



Im dancing in the...

Find A MONSTER with Candy Scavenger Hunt


Mica J. Wolf

©2020 JustinMathewCreations



Find A Monster and Candy Scavenger Hunt

Count Drake Ula



Step One: Print Out on Card Stock.

Step Two: Cut out both.

Step Three: Fill Ziplock Bag with candy.

Step Four: Fold and staple the candy bag topper on top of Ziplock bag.

Step Five: Glue or Tape Monster in the middle of the Topper.

Fold Here



Find A Monster and Candy Scavenger Hunt

Skel E. Ton



Step One: Print Out on Card Stock.

Step Two: Cut out both.

Step Three: Fill Ziplock Bag with candy.

Step Four: Fold and staple the candy bag topper on top of Ziplock bag.

Step Five: Glue or Tape Monster in the middle of the Topper.




Fold Here



Skel E. Ton

Find A Monster and Candy Scavenger Hunt

Mum E.



Step One: Print Out on Card Stock.

Step Two: Cut out both.

Step Three: Fill Ziplock Bag with candy.

Step Four: Fold and staple the candy bag topper on top of Ziplock bag.

Step Five: Glue or Tape Monster in the middle of the Topper.

Fold Here



Find A Monster and Candy Scavenger Hunt

Frank E. Stein



Step One: Print Out on Card Stock.

Step Two: Cut out both.

Step Three: Fill Ziplock Bag with candy.

Step Four: Fold and staple the candy bag topper on top of Ziplock bag.

Step Five: Glue or Tape Monster in the middle of the Topper.



Fold Here



Find A Monster and Candy Scavenger Hunt

Mica J. Wolf



Step One: Print Out on Card Stock.

Step Two: Cut out both.

Step Three: Fill Ziplock Bag with candy.

Step Four: Fold and staple the candy bag topper on top of Ziplock bag.

Step Five: Glue or Tape Monster in the middle of the Topper.

Fold Here



Find A Monster and Candy Scavenger Hunt

Jack



Step One: Print Out on Card Stock.

Step Two: Cut out both.

Step Three: Fill Ziplock Bag with candy.

Step Four: Fold and staple the candy bag topper on top of Ziplock bag.

Step Five: Glue or Tape Monster in the middle of the Topper.

Fold Here



Find A Monster and Candy Scavenger Hunt

Zom Bee



Step One: Print Out on Card Stock.

Step Two: Cut out both.

Step Three: Fill Ziplock Bag with candy.

Step Four: Fold and staple the candy bag topper on top of Ziplock bag.

Step Five: Glue or Tape Monster in the middle of the Topper.

Fold Here



Find A Monster and Candy Scavenger Hunt

Chef Sandy Which



Step One: Print Out on Card Stock.

Step Two: Cut out both.

Step Three: Fill Ziplock Bag with candy.

Step Four: Fold and staple the candy bag topper on top of Ziplock bag.

Step Five: Glue or Tape Monster in the middle of the Topper.



Fold Here



Chef Sandy Which

Find A Monster and Candy Scavenger Hunt

Spook E. Ghost



Step One: Print Out on Card Stock.


Step Two: Cut out both.

Step Three: Fill Ziplock Bag with candy.

Step Four: Fold and staple the candy bag topper on top of Ziplock bag.

Step Five: Glue or Tape Monster in the middle of the Topper.

Fold Here



Find A Monster and Candy Scavenger Hunt

Batty B.

Step One: Print Out on Card Stock.

Step Two: Cut out both.

Step Three: Fill Ziplock Bag with candy.

Step Four: Fold and staple the candy bag topper on top of Ziplock bag.

Step Five: Glue or Tape Monster in the middle of the Topper.



Fold Here

