

# THE EMOJI MOVIE

IN THEATERS

#EmojiMovie

- Materials Needed:
1. Popsicle stick
  2. Glue
  3. Scissors



**Instructions:**

- Step 1: Have an adult cut out your Gene mask and eyes**
- Step 2: Glue the popsicle stick to your mask**
- Step 3: Be an Emoji and see THE EMOJI MOVIE in theaters July 28!**



# THE EMOJI MOVIE

IN THEATERS

#EmojiMovie

Materials Needed:

1. Popsicle stick
2. Glue
3. Scissors



**Instructions:**

- Step 1:** Have an adult cut out your Hi-5 mask and eyes
- Step 2:** Glue the popsicle stick to your mask
- Step 3:** Be an Emoji and see THE EMOJI MOVIE in theaters July 28!



# THE EMOJI MOVIE

IN THEATERS

## #EmojiMovie

Materials Needed:

1. Popsicle stick
2. Glue
3. Scissors



### Instructions:

- Step 1: Have an adult cut out your Jailbreak mask and eyes
- Step 2: Glue the popsicle stick to your mask
- Step 3: Be an Emoji and see **THE EMOJI MOVIE** in theaters July 28!

©2017 Sony Pictures Animation Inc. All Rights Reserved. "emoji"™ is a trademark of emoji company GmbH used under license.

Sony Pictures  
**Animation**  
COLUMBIA  
PICTURES

# THE EMOJI MOVIE

IN THEATERS


#EmojiMovie

Materials Needed:

1. Popsicle stick

2. Glue

3. Scissors



**Instructions:**

**Step 1:** Have an adult cut out your Poop mask and eyes

**Step 2:** Glue the popsicle stick to your mask

**Step 3:** Be an Emoji and see THE EMOJI MOVIE in theaters July 28!

Sony Pictures Animation COLUMBIA PICTURES  
a Sony Company

**THE**  
**EMOJI MOVIE**  
**IN THEATERS**

**#EmojiMovie**

**Materials Needed:**  
1. Popsicle stick  
2. Glue  
3. Scissors



**Instructions:**

- Step 1: Have an adult cut out your Smiler mask and eyes**
- Step 2: Glue the popsicle stick to your mask**
- Step 3: Be an Emoji and see THE EMOJI MOVIE in theaters July 28!**

Sony Pictures  
**Animation** COLUMBIA  
PICTURES  
THE CLASSIC HOME ENTERTAINMENT LEADER  
a Sony Company


# THE EMOJI MOVIE

IN THEATERS

#EmojiMovie

Materials Needed:

1. Popsicle stick
2. Decorations for your mask (ideas include crayons, feathers, gemstones)
3. Glue
4. Scissors



**Instructions:**

- Step 1: Have an adult cut out your Gene mask
- Step 2: Glue the popsicle stick to your mask
- Step 3: Be an Emoji and see THE EMOJI MOVIE in theaters July 28!




# THE EMOJI MOVIE

IN THEATERS

#EmojiMovie

Materials Needed:

1. Popsicle stick
2. Decorations for your mask (ideas include crayons, feathers, gemstones)
3. Glue
4. Scissors



**Instructions:**

- Step 1: Have an adult cut out your Hi-5 mask
- Step 2: Glue the popsicle stick to your mask
- Step 3: Be an Emoji and see THE EMOJI MOVIE in theaters July 28!



# THE EMOJI MOVIE

IN THEATERS

#EmojiMovie

Materials Needed:

1. Popsicle stick
2. Decorations for your mask (ideas include crayons, feathers, gemstones)
3. Glue
4. Scissors



**Instructions:**

- Step 1: Have an adult cut out your Jailbreak mask
- Step 2: Glue the popsicle stick to your mask
- Step 3: Be an Emoji and see THE EMOJI MOVIE in theaters July 28!





# THE EMOJI MOVIE

IN THEATERS

#EmojiMovie

Materials Needed:

1. Popsicle stick
2. Decorations for your mask (ideas include crayons, feathers, gemstones)
3. Glue
4. Scissors



**Instructions:**

**Step 1: Have an adult cut out your Poop mask**

**Step 2: Glue the popsicle stick to your mask**

**Step 3: Be an Emoji and see THE EMOJI MOVIE in theaters July 28!**



# THE EMOJI MOVIE

IN THEATERS

#EmojiMovie

Materials Needed:

1. Popsicle stick
2. Decorations for your mask (ideas include crayons, feathers, gemstones)
3. Glue
4. Scissors



**Instructions:**

- Step 1: Have an adult cut out your Smiler mask
- Step 2: Glue the popsicle stick to your mask
- Step 3: Be an Emoji and see THE EMOJI MOVIE in theaters July 28!

