





FOOD NAME TENTS



Instructions:

Step one: Print food tent layout (Card Stock) **Step Two:** Cut out with scissors.
Step Three: Fold black area. **Step Four:** Write food name and place it

Provided By
On The Scene With
Mrs. Kathy King